




Movement by Perfection



The Royal League in **ventilation**, control and drive technology



Product documentation

Type
FN031-4EQ.WD.A7

Article number
169954

Product documentation

Type
FN031-4EQ.WD.A7

Article number
169954



Contents

1.	Product specification	3
2.	Characteristic Curve	4
3.	Drawing	5
4.	Connection diagram	6
5.	EU-Declaration of conformity	7

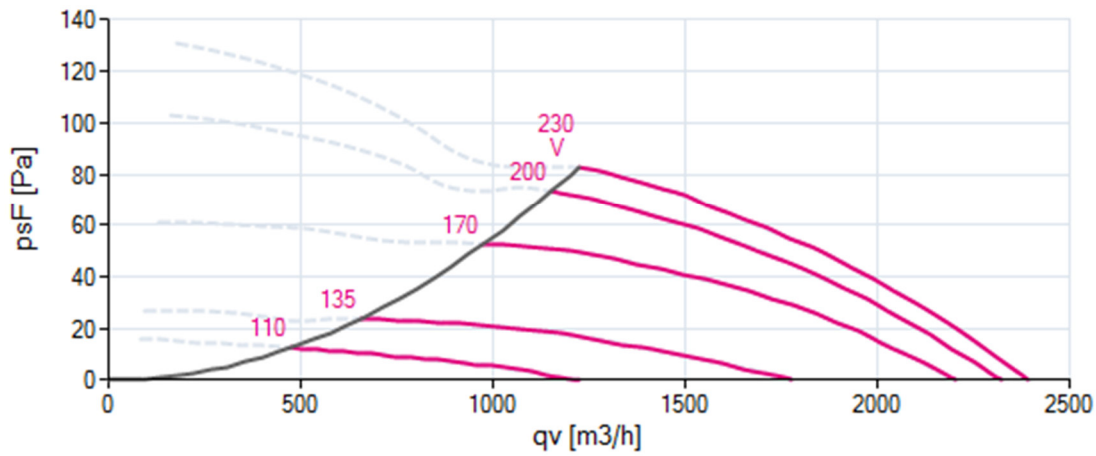
1. Product specification

Technical data

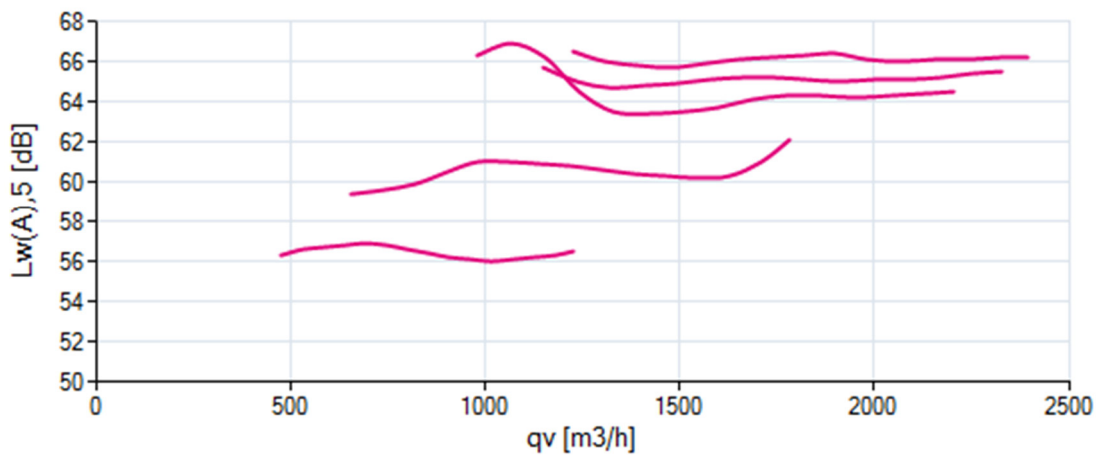
Article number	169954
Type	FN031-4EQ.WD.A7
Designation	Axial fan with sickle blades
Rated values	1~230V 50Hz P ₁ 0.12kW 0.54A ΔI=0% 1330/min 5.0uF/400V 70°C 1~230V 60Hz P ₁ 0.16kW 0.72A ΔI=0% 1420/min 5,0uF/400V 40°C
Electrical connection	Terminal box K09
Min. operating temperature °C	-40
Type of protection	---
Thermal class	THCL155
Connection diagram	1360-177X
Rating plate	1x fixed
Fitting position	H/Vu/Vo
Motor protection	thermal contact
Impregnation	Moisture and hot climate protection
Quality of bearings	ball bearing with long-time lubrication
Material Rotor	Aluminium
Painting rotor	Rotor 1 coat painted
colour rotor	RAL 5002 (ultramarine blue)
Material blades	High Performance Composite Material
Painting impeller	unpainted
Colour blades	black
Guard grille type	ring grille
Painting pipe	Bell mouth powder-coated consistency class 2
Colour pipe	RAL 9005 (jet black)
Painting mot.suspens	Motor suspension powder-coated consistency class 2
colour suspension	RAL 9005 (jet black)
Weight kg	6,70
ErP Data	Not subject to the regulations of ErP directive (P ₁ < 125 W)

2. Characteristic Curve

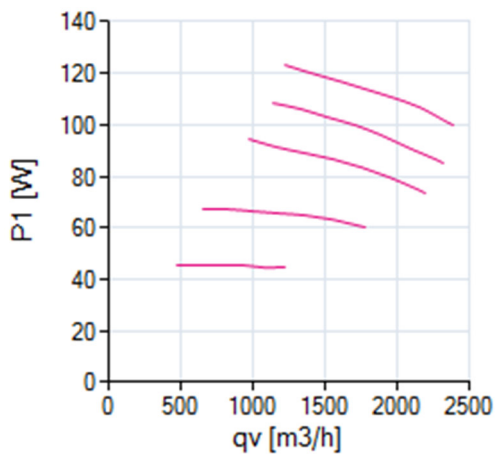
Air performance



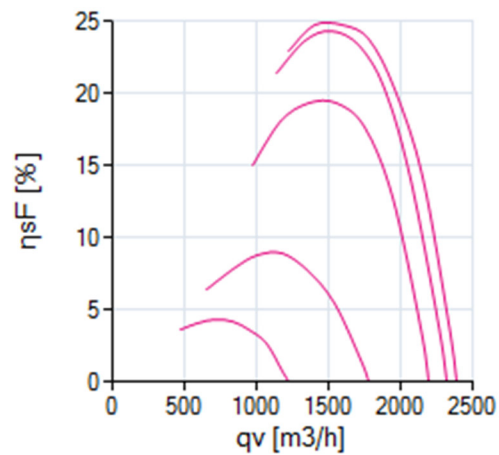
Acoustics



Power input

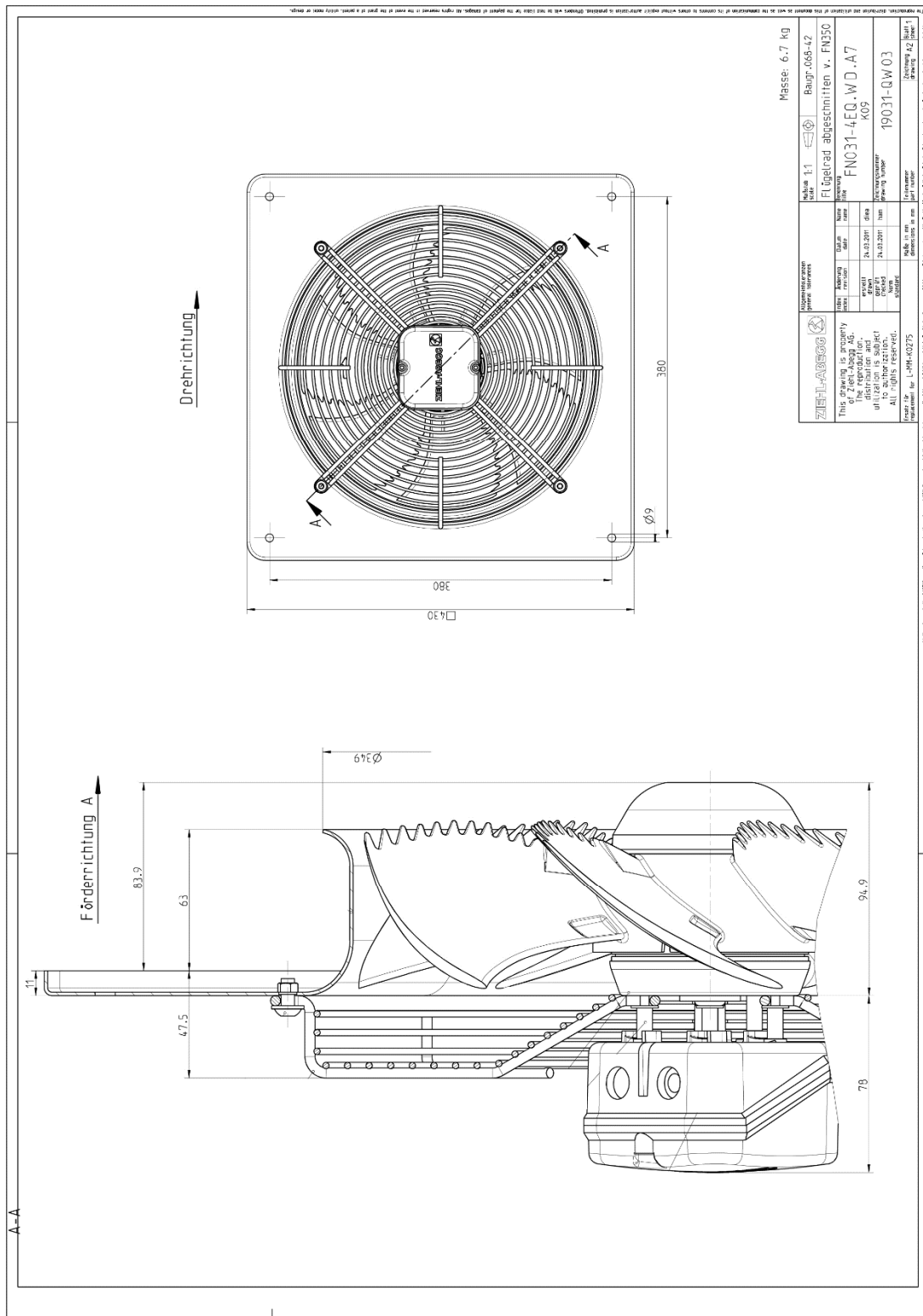


Efficiency



měřeno v plném hrdle bez mřížky, instalace typ A podle ISO 5801

3. Drawing



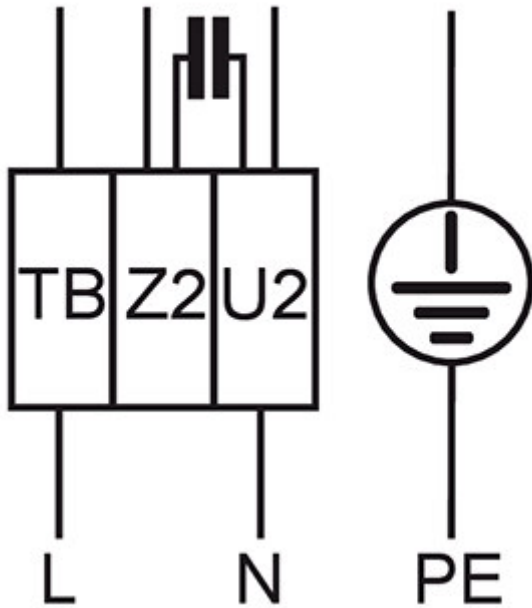
Dimensions in mm
 Shown drawing is just to show the dimensions of the fan.

4. Connection diagram

1360-177X

1~ Motor with capacitor and thermostatic switch.

- U2 blue or grey
- Z2 black
- TB brown



5. EU-Declaration of conformity

EC-Declaration of conformity

as defined by the EC Low Voltage Directive 2006/95/EC, the EMC guideline 2004/108/EC, as well as ErP guideline 2009/125/EG.

The type of machinery:

- External rotor motor MK.., MW..
- Axial fan FA.., FB.., FC.., FE.., FF.., FS.., FT.., FH.., FL.., FN.., VR.., VN.., ZC.., ZF.., ZN..
- Centrifugal fan RA.., RD.., RE.., RF.., RG.., RH.., RK.., RM.., RR.., RZ.., GR.., ER..
- Cross-flow fan QK.., QR.., QT.., QD.., QG..

Motor type:

- Asynchronous internal or external rotor motor
- Asynchronous internal or external rotor motor with integrated frequency inverter, except EDP system
- Electronically commutated (EC) internal or external rotor motor
- Electronically commutated internal or external rotor motor with integrated EC controller, except EDP system

is developed, designed and manufactured in accordance with the EC Directives 2006/95/EC, 2004/108/EC and 2009/125/EC, on the own responsibility of

ZIEHL-ABEGG SE
Heinz-Ziehl-Strasse
D-74653 Kuenzelsau

The following standards are applied:

EN 60034-1:2010+Cor.:2010, EN 60204-1:2006, EN 60529:1991 + A1:2000, EN 61000-6-3:2007, EN 61000-6-2:2005

Compliance with the ErP Directive 2009/125/EC does not refer to external rotor motors MK.., MW..


All ErP-relevant information comprises measurements which are determined using a standardised measurement set-up. More details can be obtained from the manufacturer.

Compliance with the EMC Directive 2004/108/EEC only applies to this product if it is connected according to the operating instructions. If this product is integrated in a system or complemented and operated with other components (e.g., switching and control equipment), the manufacturer of or company operating the overall plant is responsible for compliance with the EMC Directive 2004/108/EEC.

The complete technical documentation is available.

22.11.2013

Dr. W. Angelis - Technical Director Air Movement
Division



ZA75-GB-12/13 Index 008

1

english

ZIEHL-ABEGG 

The Royal League Die Königsklasse



The Royal League in ventilation, control and drive technology

Intelligent control technology for any application

ZIEHL-ABEGG system capabilities:
Everything from a single source – perfectly matched for optimal performance

Please contact us. We would be pleased to design an individual solution for your requirements.

We would like to welcome you on our worldwide exhibitions. Please find our next exhibitions [here](#).